

CMPE220

LaTeX Homework Guide

Motivation

- This document aims to explain the LaTeX homework process.
- Throughout this course, you will be given a series of LaTeX assignments.
- In each homework, you will be assigned one or more pages from a particular book.
- Your duty is writing LaTeX code for the pages you are given.

Book(s)

- The book is *Freshman CALCULUS* and written by B. Süer & H. Demir.
- The book is separated into two books: Book-1 and Book-2.
- Each book is separated into two volumes: Part-1 and Part-2
- Now take your time and have a detailed look at the cover pages on the next slide.

Suer & Demir
Freshman CALCULUS

Book
One



Book
Two

part one


part two

part one

part two



BOOK ONE part one




BOOK TWO part one

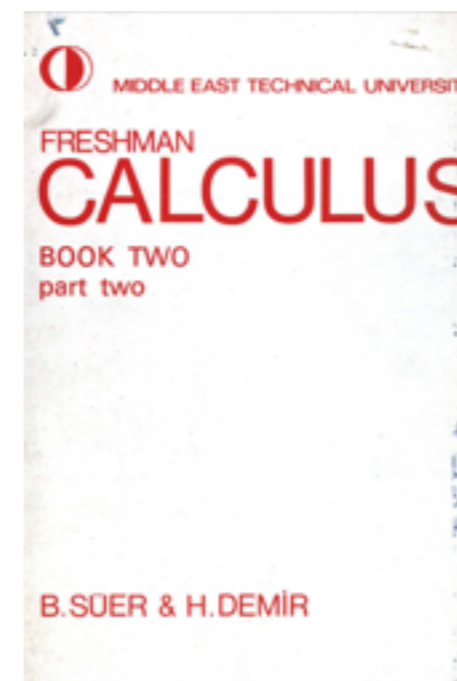
FRESHMAN
CALCULUS
BOOK TWO
part one

B.SUER & H.DEMIR

BOOK ONE part two



BOOK TWO part two

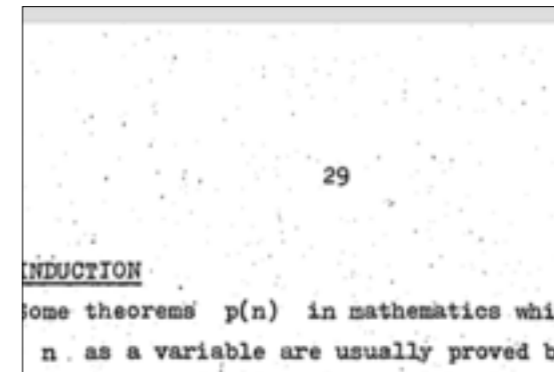


Page Numbers

- Each book (*BOOK ONE* and *BOOK TWO*) is actually a single book, published as two parts. (*part one* and *part two*)
- In other words, *part one* and *part two* has continues page numbers.
- **Example:** In *BOOK ONE*, last page of *part one* is 232 and first page of *part two* is 235. (233 and 234 on *part one* is intentionally left blank.)
- **Example-2:** In *BOOK TWO*, last page of *part one* is 263 and first page of *part two* is 265. (264 on *part one* is intentionally left blank.)

Page Numbers - Cont'd

- When we mention a *page number*, we refer to the page number written on the page itself. See the image —>




- **Important:** Please do NOT take your PDF reader's (Adobe Reader or Mac OS X Preview) page number into consideration, because it also counts cover page, inner cover page and contents pages.
- Working on wrong *page numbers* is the **most common mistake** in LaTeX homeworks in the past.
- Now take your time to comprehend the examples on the next slide.

Examples-1 - BOOK ONE part one

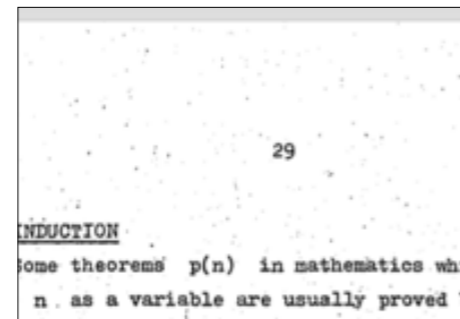
page 1



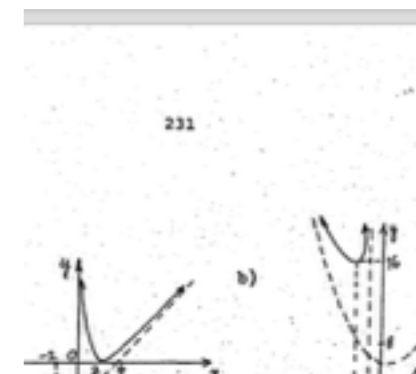

page 2



page 29



page 231




Examples-2 - BOOK ONE part two

page 235



page 237

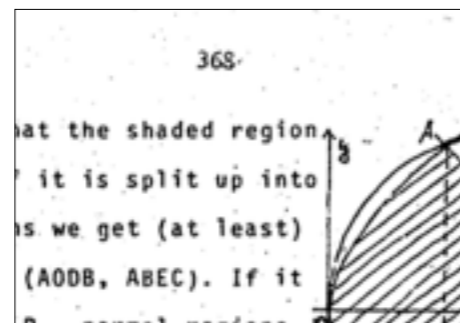


237

$$= \begin{vmatrix} 4 & 3 \\ 0 & 7 \end{vmatrix} \cdot C_{13} = (-1)^{1+3} M_{13}$$

$$= \begin{vmatrix} 2 & 5 \\ 7 & 2 \end{vmatrix} \cdot C_{21} = (-1)^{2+1} M_{21}$$

page 368



page 519



519

instant


$$= \begin{vmatrix} H(-1) & -G(-1) \\ G(-1) & H(-1) \end{vmatrix} = H^2(-1)$$

Examples-3 - BOOK TWO part one

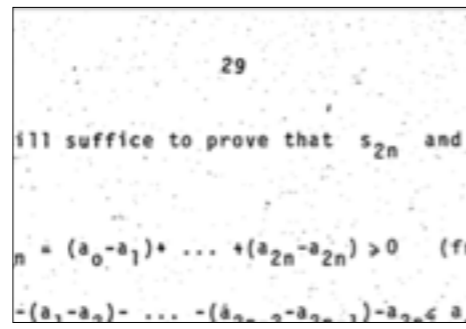
page 1



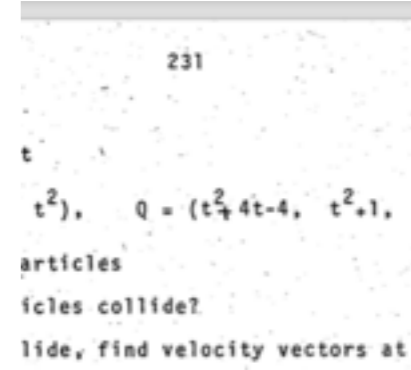
page 2



page 29




page 231

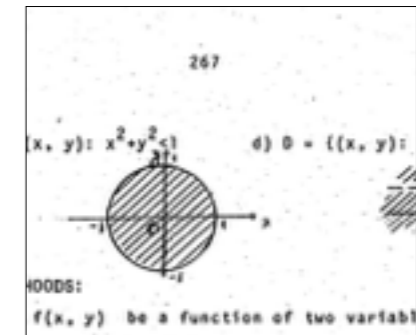


Examples-4 - BOOK TWO part two


page 265




page 267



page 368



page 501



- Please review examples one more time to prevent any further mistakes caused by page numbers.